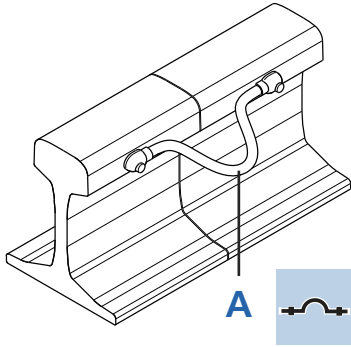
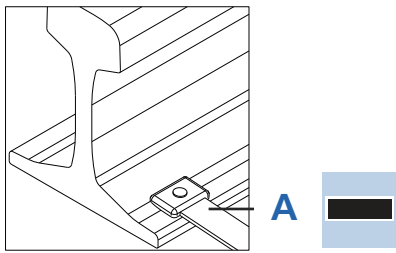


Cable, bar and stud to rail and stud to steel surface



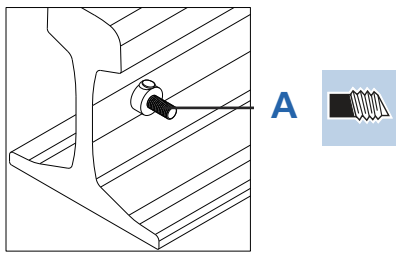
R12 – Cable to rail

A mm ²				
50	45P10	R12-3-50	HCR2	RB50
70	65P10	R12-3-70	HCR2	RB70
95	90P10	R12-3-95	HCR2	RB95



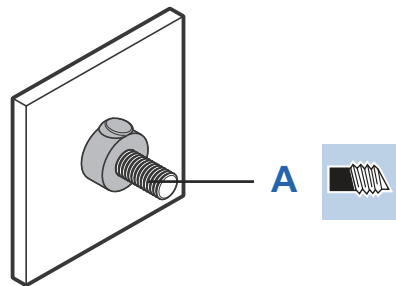
R6 – Bar to rail

A mm x mm				
25 x 3	65P10	R6-3-253	HCPK2	



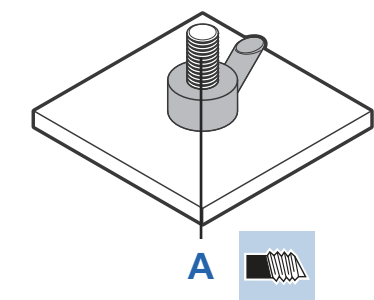
R8 – Stud to rail

A				
M6	45P10	R8-4-M6	HCPK4	RSSM6
M8	45P10	R8-4-M8	HCPK4	RSSM8
M10	65P10	R8-4-M10	HCPK4	RSSM10
M12	90P10	R8-4-M12	HCPK4	RSSM12
M16	115P10	R8-5-M16	HCPK4	RSSM16



RS1 – Stud to steel surface

A				
M6	25P10	RS1-4-M6	HCPK4	RSSM6
M8	32P10	RS1-4-M8	HCPK4	RSSM8
M10	45P10	RS1-4-M10	HCPK4	RSSM10
M12	65P10	RS1-4-M12	HCPK4	RSSM12
M16	115P10	RS1-4-M16	HCPK4	RSSM16



RS2 – Stud to steel surface

A				
M6	25P10	RS2-4-M6	HCPK4	RSSM6
M8	32P10	RS2-4-M8	HCPK4	RSSM8
M10	45P10	RS2-4-M10	HCPK4	RSSM10
M12	65P10	RS2-4-M12	HCPK4	RSSM12
M16	115P10	RS2-5-M16	HCPK5	RSSM16